


# My Redwood Journal



Name: \_\_\_\_\_

Date: \_\_\_\_\_

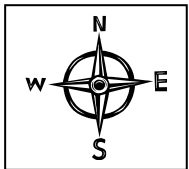
Field Trip Site: \_\_\_\_\_

Save the Redwoods League  
111 Sutter Street, 11<sup>th</sup> floor  
San Francisco, CA 94104  
415-362-2352  
education@savetheredwoods.org

## Where Am I?

Put a circle on the map where your school is: ○

Put a square on the map where your field trip is: □



2

## Field Notes



## Reflection

What did you see?

---

---

---

---

What did you smell?

---

---

---

---

What did you hear?

---

---

---

---

What did you touch?

---

---

---



## What do you see?

Draw what you see around you.

- \* animals
- \* plants
- \* pollution
- \* water

A large, empty rectangular box with a thin black border, intended for drawing.

## Plant ID Guide

Check off the plants you find in the forest.

Redwood



Huckleberry



Blackberry



Big Leaf Maple



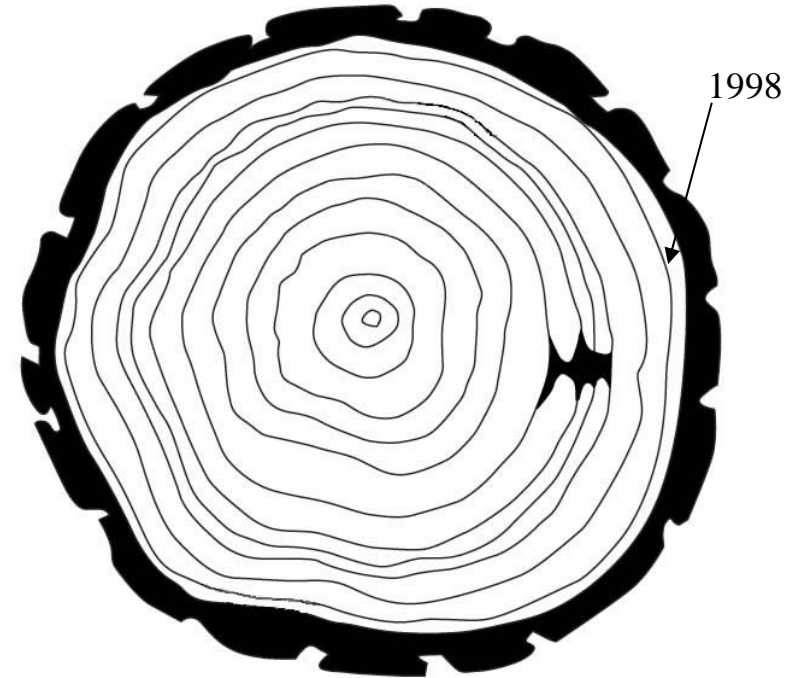
Redwood Sorrel



Alder



## Tree Rings



Count the number of rings in this tree. What year is the inner ring?

---

What years are there scars in the tree? What is the scar from?

---

What years are the rings the thinnest? Why?

---

# Scavenger Hunt

Find a goose pen. How big across is it?

\_\_\_\_\_



Count how many redwood sprouts are coming out of one tree.

\_\_\_\_\_

Find a plant that has a flower. What color is it?



\_\_\_\_\_

Can you find a tree with black fire scars? Where on the tree are they?

\_\_\_\_\_

Can you find a fern as tall as you? How tall is it?

\_\_\_\_\_




Thimbleberry



Madrone



Tanoak



Coast Live Oak



Bay laurel



Dogwood



Sword Fern

## Plant Investigation

Write the name of your plant.

---

Describe a leaf from your plant.

---

---


---

---

---

---

Draw your leaf.



## Interesting Redwood Facts

What is something interesting you learned about...




Redwood cones

---

---

---



Redwood needles

---

---

---



Redwood bark

---

---